

VEGAPULS WL 61

4 ... 20 mA/HART two-wire

Radar sensor for continuous level measurement



Application area

The radar sensor VEGAPULS WL 61 is particularly suitable for use in the water processing, in pump stations and storm water overflow tanks, for flow measurement in open flumes as well as for gauge monitoring.

Advantages

- Non-contact measurement
- Simple mounting
- Protection IP 68 (1 bar)
- Wear and maintenance free
- Unaffected by pressure, temperature, steam and fog
- High accuracy

Function

Extremely short microwave impulses are emitted by the antenna system in the direction of the measured product, reflected by the product surface and received back again by the antenna system. The time from emission to reception of the signals is proportional to the level.

Technical data

Measuring range up to	15 m (49.21 ft)
Deviation	±2 mm
Process fitting	Compression flange from DN 80 or ANSI 3", thread G1½A, mounting strap
Process pressure	-1 ... +2 bar/-100 ... +200 kPa (-14.5 ... +29 psig)
Process temperature	-40 ... +80 °C (-40 ... +176 °F)
Ambient, storage and transport temperature	-40 ... +80 °C (-40 ... +176 °F)
Operating voltage	9.6 ... 36 V DC

Materials

The wetted parts of the instrument are made of Valox PBT or PP. The process seal is made of FPM. The connection cable is PUR insulated. You will find a complete overview of the available materials and seals in the "configurator" on our homepage under www.vega.com/configurator.

Housing versions

The housing is optimized for applications in the waste water industry and manufactured of Valox PBT. Due to the encapsulated cable gland, protection rating IP 68 (2 bar) is achieved.

Electronics versions

The instruments are available in different electronics versions. Apart from the two-wire electronics with 4 ... 20 mA/HART, two purely digital versions with Profibus PA and Foundation Fieldbus are possible.

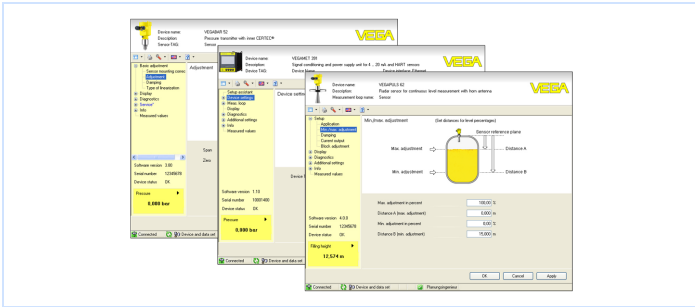
Approvals

The instruments are suitable for use in hazardous areas and are approved for example according to ATEX and IEC. They are also approved according to FM and CSA.

You can find detailed information on the existing approvals in the "configurator" on our homepage under www.vega.com/configurator.

Operation

The adjustment of the instrument is carried out via a PC with the adjustment software PACTware and respective DTM. Further adjustment options are via a HART Communicator as well as manufacturer-specific programs such as AMST™ or PDM.



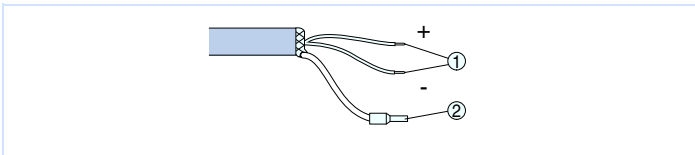
Instrument selection

With the "finder" you can select the most suitable measuring principle for your application: www.vega.com/finder. You can find detailed information on the instrument versions in the "configurator" on our homepage under www.vega.com/configurator.

Contact

You can find the VEGA agency serving your area on our homepage www.vega.com.

Electrical connection

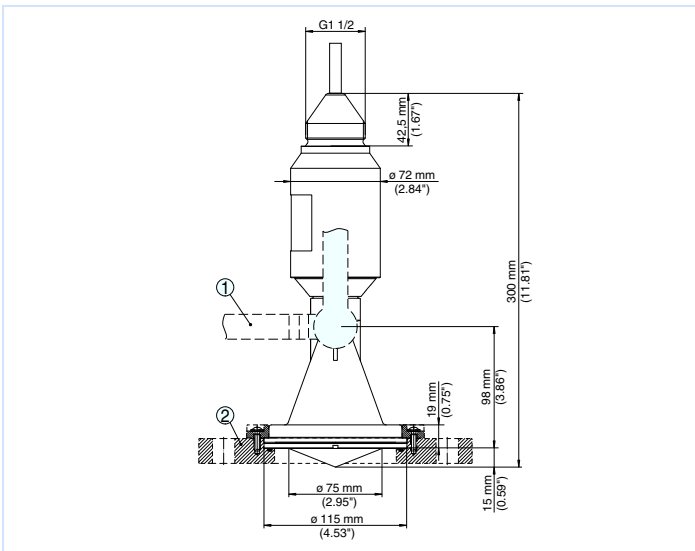


Wire assignment fix-connected connection cable

- 1 brown (+) and blue (-) to power supply or to the processing system
- 2 Shielding

You can find details on the electrical connection in the operating instructions of the instruments on our homepage under www.vega.com/downloads.

Dimensions



Dimensions VEGAPULS WL 61

- 1 Mounting strap
- 2 Adapter flange

Information

You can find further information about the VEGA product line on our homepage www.vega.com. In the download section under www.vega.com/downloads you'll find free operating instructions, product information, brochures, approval documents, instrument drawings and much, much more. There, you will also find GSD and EDD files for Profibus PA systems as well as DD and CFF files for Foundation Fieldbus systems.